

**Corporate Office:**

#7, 3rd Floor, Ganapathy Colony 3rd Street,  
Teynampet, Chennai - 600 018.  
Phone: +91 44 4500 0745 / 749  
CIN No. L72300AP1993PLC015804  
contactus@8kmilesoftwareservices.com  
www.8kmiles.com



Ref: 8K/CHN/2015-16/06  
17<sup>th</sup> April 2015

<b>The Deputy General Manager Department of Corporate Services Bombay Stock Exchange Ltd. 14<sup>th</sup> Floor, Rotunda Building Dalal Street, Mumbai – 400 001.</b>	<b>The General Manager, Listing Department, National Stock Exchange Limited, Exchange Plaza, C-1, Block G, Bandra Kurla Complex, Bandra (E), Mumbai 400 051</b>
<b>Scrip Code : 512161</b>	<b>EQ- 8KMILES</b>

Dear Sir/Madam,

**Sub: Submission of Quarterly Shareholding Pattern for the Quarter Ended – 31/03/2015**

Pursuant to the requirement of the listing agreement and as amended from time to time, we hereby file the Quarterly Shareholding Pattern for the Quarter Ended 31<sup>st</sup> March 2015 in the prescribed format.

*powered by FuGen Solutions*

This is for your information and noting.

Thanking you,

Yours faithfully,  
For 8K Miles Software Services Ltd


*J. Jayashree*  
Jayashree Jagannathan  
(Company Secretary and Compliance Officer)  
Encl.: As Above




**Introductory sub-table (I)(a)**

<b>Name of the Company:</b>	<b>8K MILES SOFTWARE SERVICES LIMITED</b>		
<b>Scrip Code, Name of the scrip, class of security:</b>	<b>512161</b>		
<b>Quarter ended:</b>	<b>31/03/2015</b>		
<b>Partly paid-up shares:-</b>	<b>No. of partly paid-up shares</b>	<b>As a % of total no. of partly paid-up shares</b>	<b>As a % of total no. of shares of the company</b>
Held by promoter/promoter group	NIL	NIL	NIL
Held by public	NIL	NIL	NIL
<b>Total - D</b>	<b>NIL</b>	<b>NIL</b>	<b>NIL</b>
<b>Outstanding convertible securities:-</b>	<b>No. of outstanding securities</b>	<b>As a % of total no. of outstanding convertible securities</b>	<b>As a % of total no. of shares of the company, assuming full conversion of the convertible securities</b>
Held by promoter/promoter group	NIL	NIL	NIL
Held by public	NIL	NIL	NIL
<b>Total - E</b>	<b>NIL</b>	<b>NIL</b>	<b>NIL</b>
<b>Warrants:-</b>	<b>No. of warrants</b>	<b>As a % of total no. of warrants</b>	<b>As a % of total no. of shares of the company, assuming full conversion of warrants</b>
Held by promoter/promoter group	600000	54.55	5.24
Held by public	500000	45.45	4.37
<b>Total - F</b>	<b>1100000</b>	<b>100</b>	<b>12.23</b>
<b>Total paid-up capital of the company, assuming full conversion of warrants and convertible securities</b>			
	<b>1,14,44,102 Equity Shares of Rs.10/- each amounting to Rs.11,44,41,020/-</b>		


SHP - 31.03.2015



Statement Showing Shareholding Pattern									
Company Name: 8K MILES SOFTWARE SERVICES LIMITED					Table (I)(a)				
Scrip Code, Name of the scrip, class of security:			512161						
Category of Shareholder	Number of Shareholders	Total number of shares	Number of shares held in dematerialized form	Total shareholding as a percentage of total number of shares	As a percentage of (A+B) 1	As a percentage of (A+B+C)	Number of shares	Shares Pledged or otherwise encumbered	As a percentage of (IX) = (VIII)/(IV) * 100
(I)	(II)	(III)	(IV)	(V)	(VI)	(VII)	(VIII)		(IX) = (VIII)/(IV) * 100
<b>(A) Shareholding of Promoter and Promoter Group 2</b>									
<b>1 Indian</b>									
(a)	Individuals/ HUF	1	61795	61795	0.60	0.60	0	0	0.00
(b)	Central Govt./ State Govt. (s)	0	0	0	0.00	0.00	0	0	0.00
(c)	Bodies Corporate	0	0	0	0.00	0.00	0	0	0.00
(d)	Financial Institutions/ Banks	0	0	0	0.00	0.00	0	0	0.00
(e)	Any Others(Specify)	0	0	0	0.00	0.00	0	0	0.00
(e-1)	Directors	2	6595333	6595333	63.76	63.76	0	0	0.00
<b>Sub Total(A)(1)</b>		<b>3</b>	<b>6657128</b>	<b>6657128</b>	<b>64.36</b>	<b>64.36</b>	<b>0</b>	<b>0</b>	<b>0.00</b>
<b>2 Foreign</b>									
a	Individuals (NRI/Foreign Indiv	0	0	0	0.00	0.00	0	0	0.00
b	Bodies Corporate	0	0	0	0.00	0.00	0	0	0.00
c	Institutions	0	0	0	0.00	0.00	0	0	0.00
d	Qualified Foreign Investor	0	0	0	0.00	0.00	0	0	0.00
e	Any Others(Specify)	0	0	0	0.00	0.00	0	0	0.00
<b>Sub Total(A)(2)</b>		<b>0</b>	<b>0</b>	<b>0</b>	<b>0.00</b>	<b>0.00</b>	<b>0</b>	<b>0</b>	<b>0.00</b>
<b>Total Shareholding of Promoter and Promoter Group (A) = (A)(1)+(A)(2)</b>		<b>3</b>	<b>6657128</b>	<b>6657128</b>	<b>64.36</b>	<b>64.36</b>	<b>0</b>	<b>0</b>	<b>0.00</b>




<b>(B) Public shareholding</b>										
<b>1 Institutions</b>										
(a)	Mutual Funds/ UTI	1	303529	303529	2.93	2.93	0	0.00		
(b)	Financial Institutions / Banks	2	537	537	0.01	0.01	0	0.00		
(c)	Central Government/ State Go	0	0	0	0.00	0.00	0	0.00		
(d)	Venture Capital Funds	0	0	0	0.00	0.00	0	0.00		
(e)	Insurance Companies	0	0	0	0.00	0.00	0	0.00		
(f)	Foreign Institutional Investors	0	0	0	0.00	0.00	0	0.00		
(g)	Foreign Venture Capital Invest	0	0	0	0.00	0.00	0	0.00		
(h)	Qualified Foreign Investor	0	0	0	0.00	0.00	0	0.00		
(i)	Any Other (specify)	0	0	0	0.00	0.00	0	0.00		
	<b>Sub-Total (B)(1)</b>	<b>3</b>	<b>304066</b>	<b>304066</b>	<b>2.94</b>	<b>2.94</b>	<b>0</b>	<b>0.00</b>		
<b>B 2 Non-institutions</b>										
(a)	Bodies Corporate	259	313470	313470	3.03	3.03	0	0.00		
(b)	Individuals									
I	Ind-Hold nominal shr capital u	4156	843144	843144	8.15	8.15	0	0.00		
II	Ind-Hold nominal shr capital in	42	2055376	1755376	19.87	19.87	0	0.00		
(c)	Qualified Foreign Investor	0	0	0	0.00	0.00	0	0.00		
(d)	Any Other (specify)									
(d-i)	Others	0	0	0	0.00	0.00	0	0.00		
(d-ii)	Clearing member	132	31265	31265	0.30	0.30	0	0.00		
(d-iii)	NRTs	72	139653	139653	1.35	1.35	0	0.00		
(d-iv)	NRI Corp Bodies	0	0	0	0.00	0.00	0	0.00		
(d-v)	Foreign Corp Bodies (Including	0	0	0	0.00	0.00	0	0.00		
(d-vi)	Customers	0	0	0	0.00	0.00	0	0.00		
(d-vii)	Suppliers	0	0	0	0.00	0.00	0	0.00		
(d-viii)	Foreign Nationals	0	0	0	0.00	0.00	0	0.00		
(d-ix)	Trusts	0	0	0	0.00	0.00	0	0.00		
(d-x)	Foreign (Promoters)	0	0	0	0.00	0.00	0	0.00		
(d-xi)	Directors	0	0	0	0.00	0.00	0	0.00		
(d-xii)	Directors Relatives	0	0	0	0.00	0.00	0	0.00		
(d-xiii)	Foreign Individuals (Including	0	0	0	0.00	0.00	0	0.00		
	<b>Sub-Total (B)(2)</b>	<b>4661</b>	<b>3382908</b>	<b>3082908</b>	<b>32.70</b>	<b>32.70</b>	<b>0</b>	<b>0.00</b>		
	<b>Total Public Shareholding</b>	<b>4664</b>	<b>3686974</b>	<b>3386974</b>	<b>35.64</b>	<b>35.64</b>	<b>0</b>	<b>0.00</b>		
	<b>TOTAL (A)+(B)</b>	<b>4667</b>	<b>10344102</b>	<b>10044102</b>	<b>100.00</b>	<b>100.00</b>	<b>0</b>	<b>0.00</b>		
<b>(C) Shares held by Custodians and against which Depository Receipts have been issued</b>										
1	Promoter and Promoter Group	0	0	0	0.00	0.00	0	0.00		
2	Public -									
	<b>Sub-Total (C)</b>	<b>0</b>	<b>0</b>	<b>0</b>	<b>0.00</b>	<b>0.00</b>	<b>0</b>	<b>0.00</b>		
	<b>GRAND TOTAL (A)+(B)+(C)</b>	<b>4667</b>	<b>10344102</b>	<b>10044102</b>	<b>100.00</b>	<b>100.00</b>	<b>0</b>	<b>0.00</b>		



**(1)(b) Statement showing holding of securities (including shares, warrants, convertible securities) of persons belonging to the category "Promoter and Promoter Group"**


Sr. No.	Name of the shareholder	Details of Shares held	Encumbered shares (*)	Details of warrants	Details of convertible securities		Total shares (including underlying shares assuming full conversion of warrants and convertible securities) as a % of diluted share capital				
					Number of warrants held	As a % of Total Number of warrants of the same Class		Number of convertible securities held	As a % Total Number of convertible securities of the same		
(I)	(II)	(III)	(IV)	(V)	(VI)	(VII)	(VIII)	(IX)	(X)	(XI)	(XII)
1	M V BHASKAR	61795	0.60	0.00	0	0.00	0	0.00	0	0.00	0.54
2	R S RAMANI	659258	6.37	0.00	150000	13.64	0	0.00	0	0.00	7.07
3	VENKATACHARI SURESH	5936075	57.39	0.00	450000	40.91	0	0.00	0	0.00	55.80
<b>TOTAL</b>		<b>6657128</b>	<b>64.36</b>	<b>0.00</b>	<b>600,000</b>	<b>54.55</b>	<b>0</b>	<b>0.00</b>			<b>63.41</b>

(\*) The term "encumbrance" has the same meaning as assigned to it in regulation 28(3) of the SAST Regulations, 2011




**(1)(c) Statement showing holding of securities (including shares, warrants, convertible securities) of persons belonging to the category "Public" and holding more than 1% of the total number of shares.**

Sr. No.	Name of the shareholder	Number of shares held	Shares as a percentage of total number of shares {i.e., Grand Total (A)+(B)+(C) Indicated in	Details of		Details of		Total shares (including underlying shares assuming full conversion of warrants and convertible securities) as a % of diluted share capital
				Number of warrants held	As a % Total Number of warrants of the same Class	Number of convertible securities held	As a % Total Number of convertible securities of the same Class	
1	ARCHANA SANDEEP TANDON	167362	1.62	0	0.00	0.00	0	1.46
2	DSP BLACKROCK MICRO CAP FUND	303529	2.93	0	0.00	0.00	0	2.65
3	SANDEEP TANDON	162230	1.57	0	0.00	0.00	0	1.42
4	KARTHIK RAMKRISHNAN IYER	111178	1.07	0	0.00	0.00	0	0.97
a	SAROJINI TANDON	300000	2.90	0	0.00	0.00	0	2.62
b	SANDEEP TANDON -HUF	0	0.00	400000	36.36			3.50
c	KARTHIK RAMKRISHNAN - HUF	0	0.00	100000	9.09			0.87
<b>TOTAL</b>		<b>1044299</b>	<b>10.09</b>	<b>500000</b>	<b>45.45</b>	<b>0.00</b>	<b>0</b>	<b>13.49</b>



(I)(c). Statement showing holding of securities (including shares, warrants, convertible securities) of persons together with PAC) belonging to the category "Public" and holding more than 5% of the total number of shares of the company.

Sr. No.	Name(s) of the shareholder(s) and the Persons Acting in Concert (PAC) with them	Number of shares	Shares as a percentage of total number of shares {i.e., Grand Total (A)+(B)+(C) indicated in Statement at para (I)(a) above}	Details of		Details of		Total shares (including underlying shares assuming full conversion of warrants and convertible securities) as a % of diluted share capital
				Number of warrants	As a % Total Number of warrants of the same Class	Number of convertible securities held	% w.r.t Total Number of convertible securities of the same Class	
1		0	0.00	0	0.00	0	0.00	0.00
	<b>TOTAL</b>	<b>0</b>	<b>0.00</b>	<b>0</b>	<b>0.00</b>	<b>0</b>	<b>0.00</b>	<b>0.00</b>



(I)(d) Statement showing details of locked-in shares.

Sr. No	Name of the shareholder	Number of locked-in shares	Locked-in shares as a percentage of total number of shares {i.e., Grand Total (A)+(B)+(C) Indicated in Statement at para (I)(a) above}	Promoter / Promoter Group / Public
1	SAROJINI TANDON	300000	2.90	Public

(II)(a) Statement showing details of Depository Receipts (DRs)...

Sr. No.	Type of outstanding DR (ADRs, GDRs, SDRs, etc.)	Number of outstanding DRs	Number of shares underlying outstanding DRs	Shares underlying outstanding DRs as a percentage of total number of shares {i.e., Grand Total (A)+(B)+(C) Indicated in Statement at para (I)(a) above}
1		0	0	0
	TOTAL	0	0	0

(II)(b) Statement showing holding of Depository Receipts (DRs), where underlying shares held by 'promoter/promoter group' are in excess of 1% of the total number of shares.

Sr. No.	Name of the DR Holder	Type of outstanding DR (ADRs, GDRs, SDRs, etc.)	Number of shares underlying outstanding DRs	Shares underlying outstanding DRs as a percentage of total number of shares {i.e., Grand Total (A)+(B)+(C) Indicated in Statement at para (I)(a) above}
1			0	0
	TOTAL		0	0

